


















KEY

-  Winter Stubble
-  Wildflower Meadow
-  Tussocky Grassland Margin
-  Drilled Pollinator Holes
-  Kestrel Box
-  Red Line Boundary
-  Perimeter Fencing
-  Site Tracks
-  Inverters
-  Hardstanding
-  Solar Tables
-  Water Tanks
-  BESS Substation
-  SONI Substation
-  Basin
-  Battery Storage
-  BESS Water Tank

DWG NO.	FLAYOUT NO.
---------	-------------

DRAWING NUMBER

Habitat Management Plan

THIS DRAWING IS THE PROPERTY OF BLACKSTAFF ECOLOGY LIMITED AND NO REPRODUCTION MAY BE MADE IN WHOLE OR IN PART WITHOUT PERMISSION.